

Kindergarten **READINESS** Handbook

for soon-to-be kindergarteners!

Name: _____



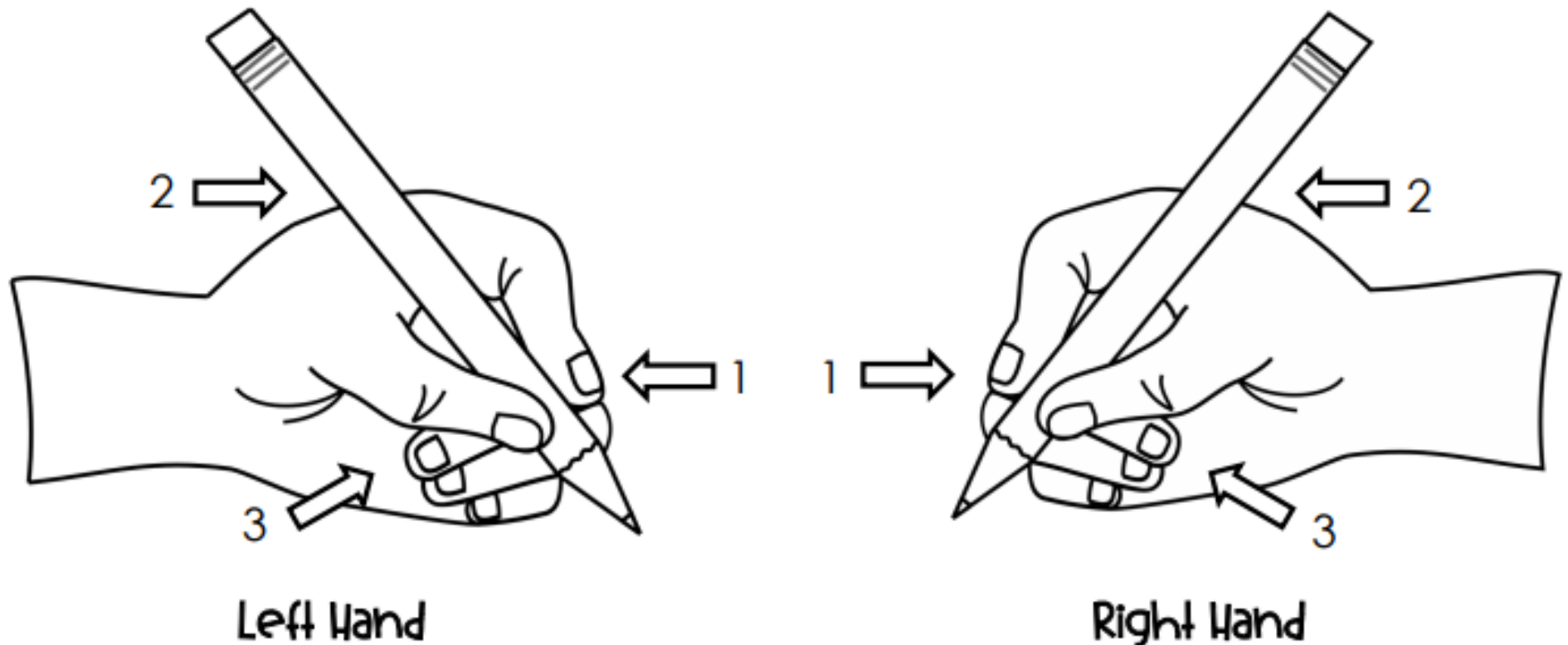
The A to Z of Kindergarten Readiness

to be "ready to learn" new concepts and routines in school!



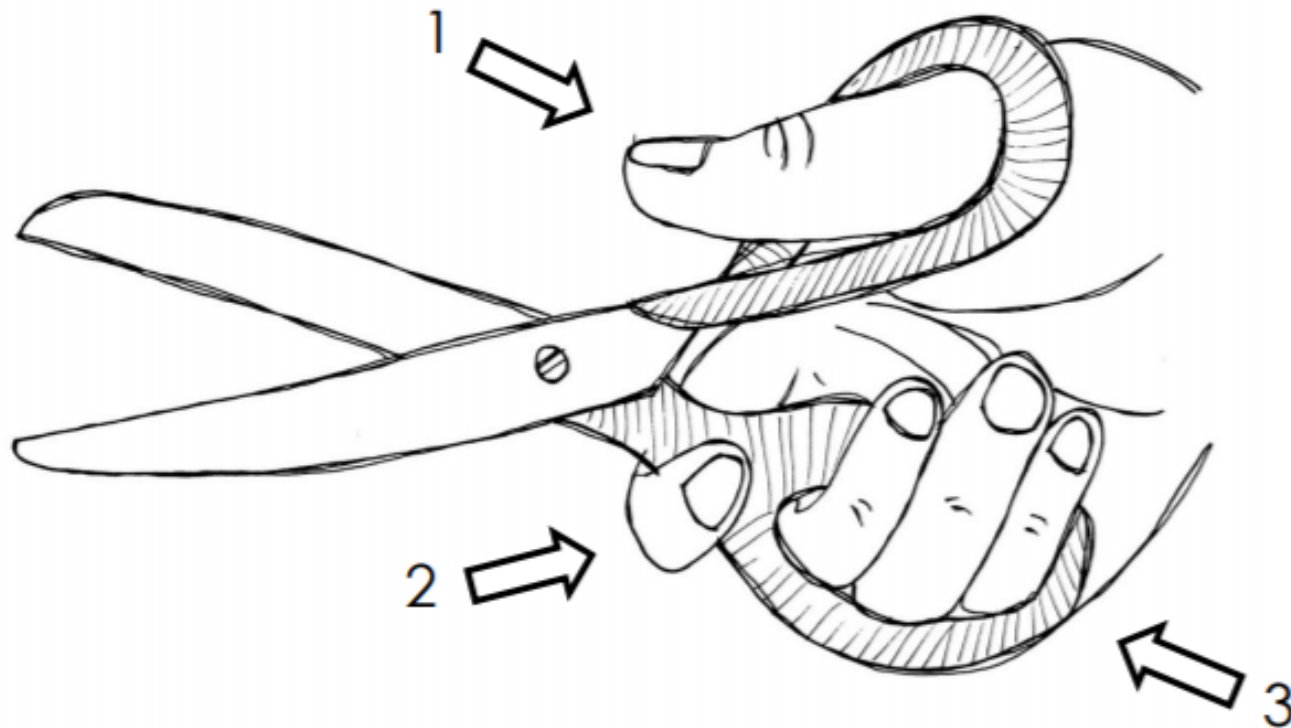
| | | | | | | |
|---|---|--|--|--|---|---|
| | <p><u>Alphabet:</u> can recognize some uppercase & lowercase letters</p> | <p><u>Bathroom:</u> can use the bathroom independently</p> | <p><u>Concepts of print:</u> know how to read a book and track words</p> | <p><u>Do your best:</u> when presented with difficult tasks</p> | <p><u>Eat Independently:</u> can open and close snack/lunch</p> | <p><u>Friendly:</u> can interact with new friends and teachers in a positive way</p> |
| <p><u>Get dressed:</u> can put on & take off clothes independently</p> | <p><u>Handwriting:</u> can print their name & some uppercase letters</p> | <p><u>Independence:</u> can problem solve with words</p> | <p><u>Just right noise level:</u> can control their voice in different settings</p> | <p><u>Kind:</u> is kind to others and can share</p> | <p><u>Letter sounds:</u> can produce some letter sounds</p> | <p><u>Minutes:</u> can focus on a specific task for 5-10 minutes</p> |
| <p><u>Name recognition:</u> can recognize and write their first name</p> | <p><u>Optimistic:</u> is positive about coming to school</p> | <p><u>Pay attention:</u> can pay attention to the teacher or activity</p> | <p><u>Quiet listener:</u> can listen quietly without distractions</p> | <p><u>Rhyme:</u> can recognize rhyming words</p> | <p><u>Scissors:</u> can hold scissors correctly and cut straight lines</p> | <p><u>Trace:</u> can trace straight lines, curved lines and letters</p> |
| <p><u>Understand directions:</u> can follow 1 & 2 step directions</p> | <p><u>Volunteer answers:</u> can answer questions and volunteer in discussions</p> | <p><u>Wait in line:</u> can wait patiently in line</p> | <p><u>excited:</u> is excited to be in school and learn new things</p> | <p><u>Yearly calendar:</u> knows the names of some months & seasons</p> | <p><u>Zippers, etc.:</u> can use zippers & buttons on clothes</p> | |

Pencil & Crayon Grip



- ① "Pinchy fingers" (thumb and pointer finger) hold at the bottom of the pencil
- ② Top of the pencil rests between these two fingers on your hand
- ③ Middle of middle finger helps to hold the pencil up

Scissor Grip




- 1) Thumb through the small top hole
- 2) Index finger holding the bottom of scissors
- 3) Last three fingers through the big bottom hole

Always point scissors AWAY from body
and use your "helper hand" to hold and move the paper.

I know how to read a book!

Directions: Use the bullet points below to help you with concepts of print.



- Point to the cover of the book
- Point to the back cover
- Point to the title
- Point to the author/illustrator
- Use your fingers to outline a word
- Use your fingers to outline a letter
- Show me the title page
- Show me where you first begin reading the story
- Point to the first word on that page
- Point the last word on that page
- Show me how to turn the page
- Point to where you begin reading on the next page